

# T1/CEPT/ISDN-PRI 3KV - REINFORCED THRU-HOLE TRANSFORMERS

- ① Reinforced Insulation Per EN41003/EN60950
- ② 3000Vrms Minimum Isolation Voltage
- ③ For T1/CEPT/ISDN-PRI Line Interfaces

- ④ Matched to Leading Tranceiver Chips
- ⑤ Industry Standard UL94-V0 Package
- ⑥ Single Core Configurations

**NORMAL TEMP RANGE**
**SINGLE CORE**
**ELECTRICAL SPECIFICATIONS AT 25°C - OPERATING TEMPERATURE RANGE 0°C TO +70°C**

PART NUMBER	URNS RATIO (Pri:Sec ± 5%)	PRIMARY OCL (mH Min.)	PRIMARY L <sub>L</sub> (mH Max.)	PRI-SEC Cw/w (pf Max.)	PRIMARY DCR (Ohms Max.)	SECONDARY DCR (Ohms Max.)	Schematics on Page 2	Primary Pins
PM-IS30	1.27CT:1	0.80	0.70	15	0.50	0.35	C	1-5
PM-IS31	1CT:1	0.80	0.60	15	0.50	0.45	C	1-5
PM-IS32	1:1.36CT	1.20	0.60	35	0.50	0.60	D	10-6
PM-IS33	1CT:2CT	1.20	0.55	20	0.50	0.90	A	1-5
PM-IS34	1:1	1.20	0.50	20	0.50	0.50	B	1-5
PM-IS35 <sup>(2)</sup>	1: 1.14	0.60	1.0	40	1.20	1.20	E	10-6
PM-IS36 <sup>(1)</sup>	1:1.58tp/2	1.50	0.70	20	0.70	1.20	D	10-6
PM-IS37 <sup>(2)</sup>	1:1.36	0.60	1.0	40	1.20	1.20	E	10-6
PM-IS38	1:1.14CT	1.50	1.00	30	0.70	0.90	D	10-6
PM-IS39 <sup>(1)</sup>	1:1/1.26tp	1.50	0.60	35	0.70	1.10	D	10-6

**EXTENDED TEMP RANGE**
**SINGLE CORE**
**ELECTRICAL SPECIFICATIONS AT 25°C - OPERATING TEMPERATURE RANGE -40°C TO +85°C**

PART NUMBER	URNS RATIO (Pri:Sec ± 5%)	PRIMARY OCL (mH Min.)	PRIMARY L <sub>L</sub> (mH Max.)	PRI-SEC Cw/w (pf Max.)	PRIMARY DCR (Ohms Max.)	SECONDARY DCR (Ohms Max.)	Schematics on Page 2	Primary Pins
PM-IS351 <sup>(2)</sup>	1: 1.14	0.60	1.0	40	1.20	1.20	E	10-6
PM-IS361 <sup>(1)</sup>	1:1.58tp/2	1.80	0.90	35	1.00	1.40	D	10-6
PM-IS391 <sup>(1)</sup>	1:1/1.26tp	1.80	0.80	50	1.00	1.30	D	10-6

(2) Dual Ratio Transformers, tp = tapped as follows

PINS10-6 : PINS3-5 = 1:1.58 ; PINS10-6 : PINS1-5 = 1:2

PINS10-6 : PINS3-5 = 1:1 ; PINS10-6 : PINS1-5 = 1:1.26

(2) Pin 1&3 are electrically connected together inside the case, **Trim/Remove Pin# 2,4,7,8,9**

Specifications subject to change without notice.

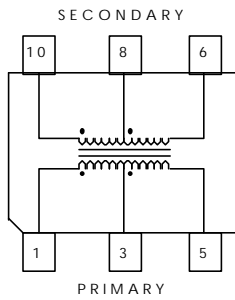
pmis3xxx 9/99

**SCHEMATICS**

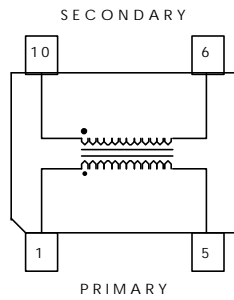
**MECHANICAL**

**SINGLE CORE PACKAGE**

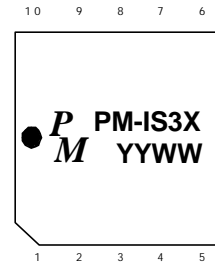
**SCHEMATIC "A"**



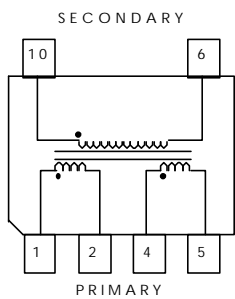
**SCHEMATIC "B"**



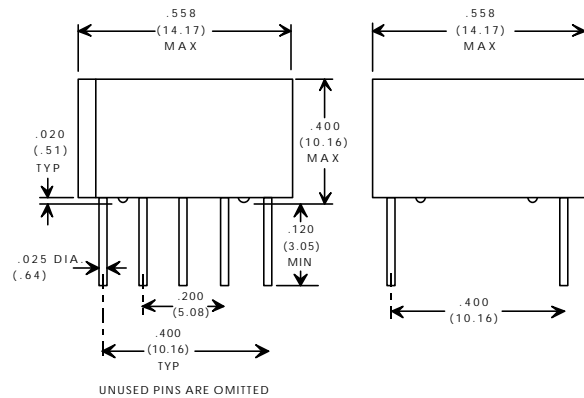
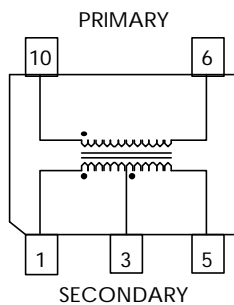
**DIMENSIONS ..... IN INCHES (mm)**



**SCHEMATIC "C"**



**SCHEMATIC "D"**



**SCHEMATIC "E"**

